

The Dempster Vaneless Wind Mill.

IN OPERATION.

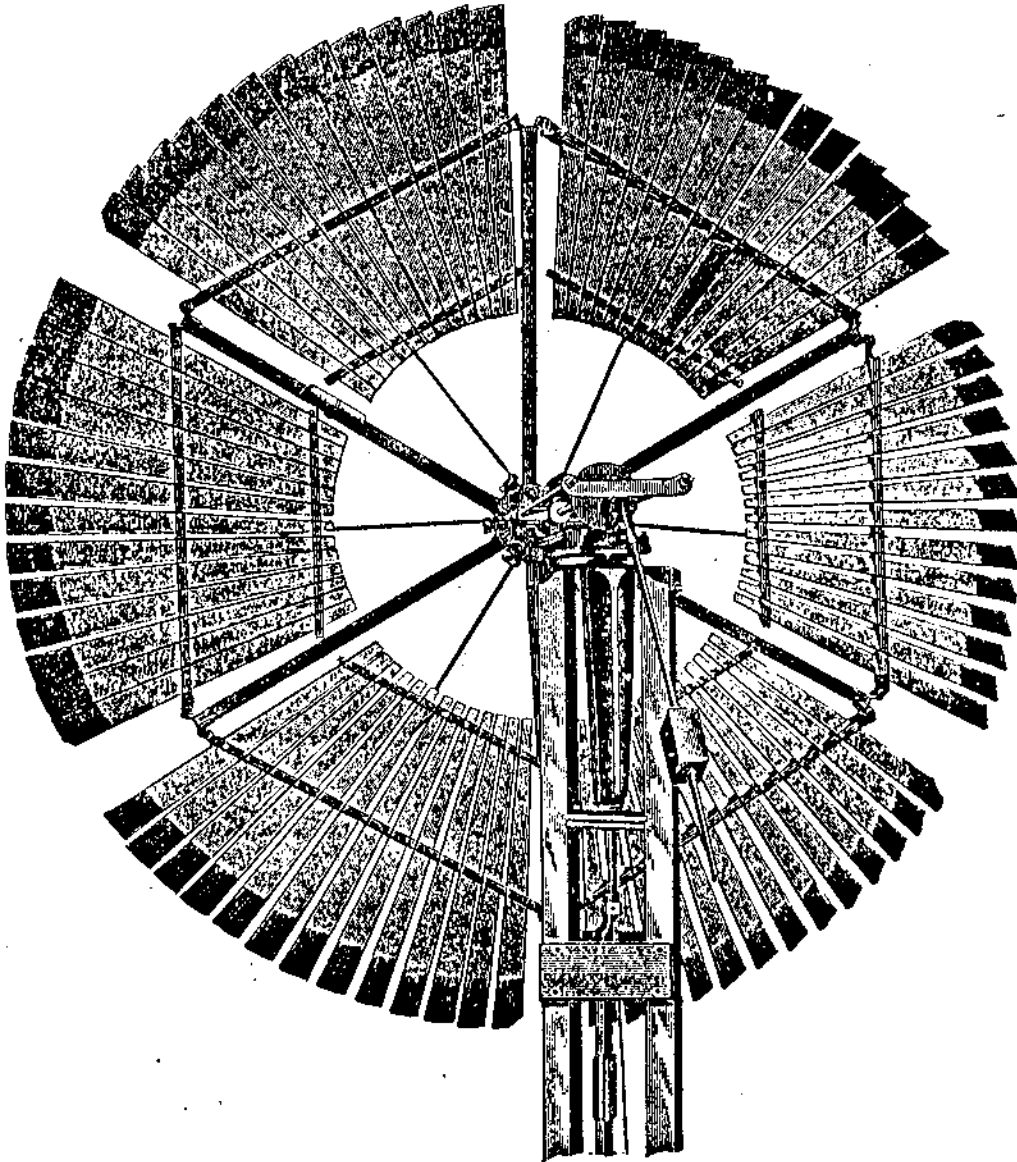


Fig. 284.

Made to fit either two or four mast tower. All orders will be filled with mills to fit four mast towers unless otherwise ordered.

This mill has strength, durability, and is always ready for work. For Repair List see Page 103.

Send for Special Wind Mill Catalogue and Prices.

The Dempster Vaneless Wind Mill.

BEING THE LATEST AND BEST.

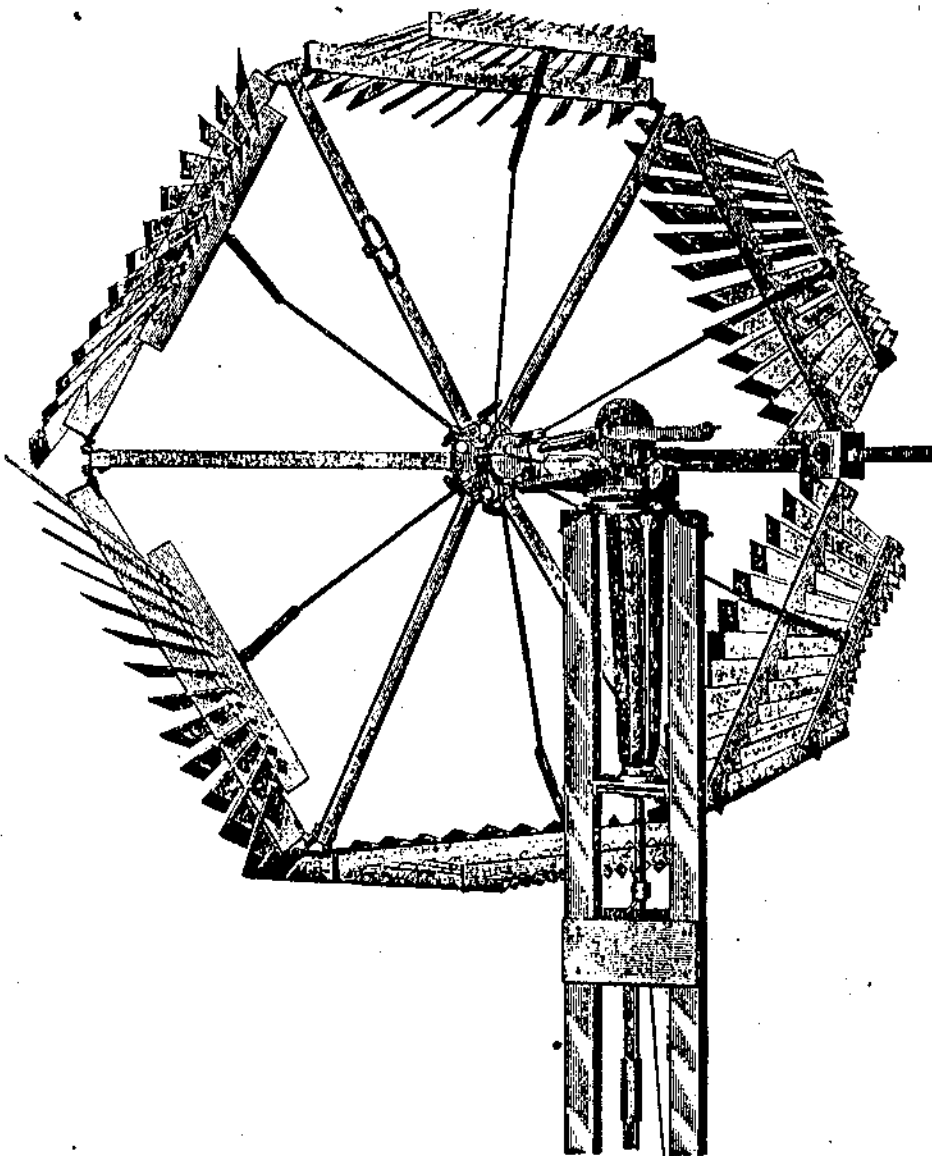


Fig. 285.

Simple, durable and easily managed. A favorite among farmers. It combines all the latest improvements. It has been well tried by some of our best wind mill men and pronounced good. It is one of the standard mills of today.

Fitted for either two or four mast tower. For Repair List see Page 103.

We also manufacture a twelve-foot Vaneless Mill with nine inch stroke for tubular wells.

Send for Terms and Prices to agents.

Dempster Vaneless Wind Mill.

SHOWING MECHANICAL CONSTRUCTION.

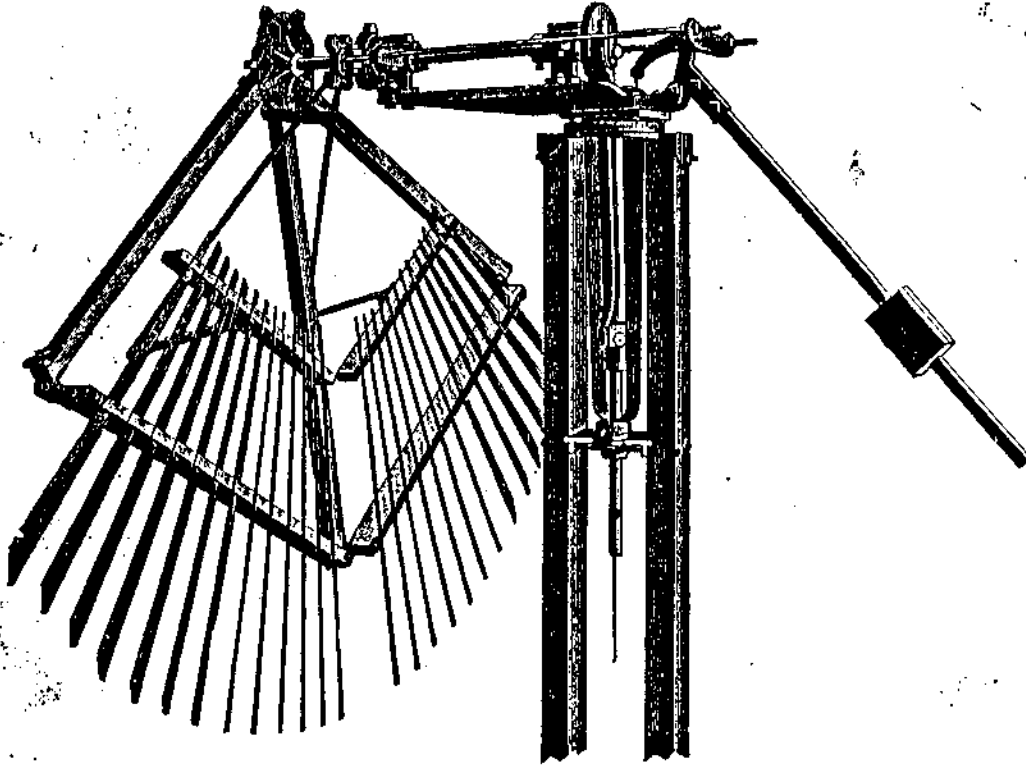


Fig. 280.

No trouble. Any one can operate this mill. It should be oiled and cared for properly. The better care it gets the longer it will last.

For repairs see opposite page.

Agents wanted in unoccupied territory.

Write for special wind mill catalogue and prices.

When ordering repairs for 12 and 14 foot mills be particular to state section mill.

Repairs for Vaneless Mill.




Fig. 287.

No.	10 feet.	12 feet.	14 feet.	No.	10 feet.	12 feet.	14 feet.
1, Top Casting.....	\$2 05	\$3 85	\$ 7 70	21, Box Top.....	\$ 60	\$ 80	\$1 25
2, Main Stem.....	3 85	4 75	10 00	22, Box Lower.....	70	1 00	1 75
3, or 41, Turn Table.....	1 65	1 75	5 75	23, Box Top.....	60	70	75
4, Clip on Step.....	15	15	25	24, Box Lower.....	75	90	1 50
5, or 40, Step.....	75	75	2 50	25, Weight bar fulcrum.....	50	50	75
6, Arm Casting.....	10	10	20	26, Clip.....	20	20	20
7, Fan Casting.....	10	10	15	27, Wood Rod connection.....	40	40	50
8, Fan Hinge.....	10	10	20	28, Cross Bar.....	35	35	70
9, Face Plate.....	1 25	1 25	2 60	29, Weight.....	1 40	1 40	2 00
10, Lower part Swivel.....	80	80	90	30, Set Collar.....	35	40	50
11, Fitman.....	1 30	1 30	1 50	31, Cast Washers.....	05	05	07
12, Bottom Clutch Box.....	60	60	70	32, Wrist Pin.....	75	75	1 00
13, Top Clutch Box.....	65	65	65	33, Slide Head Rods.....	50	60	1 00
14, Part of Swivel.....	20	20	20	34, Main Shaft.....	2 50	3 75	4 00
15, Spider.....	2 25	2 40	5 00	35, Shifting Rods.....	60	90	1 25
16, Flange.....	30	35	80	36, Weight Bar.....	65	75	1 50
17, Sliding Boss.....	1 70	1 70	2 15	37, Fan Rod.....	25	30	50
18, Traveler.....	30	30	30	40, 41,	75	75	2 50
19, Pump Connection.....	50	50	50		1 65	1 75	5 75

	10 feet.	12 feet.	14 feet.
Fans, each.....	\$3 00	\$3 75	\$4 50
Arms, each.....	85	1 00	1 25
Brace Rods, each.....			25
Arching Rods, each.....			50

When ordering repairs be particular to say whether 6 or 8 section mill.